


WRS-410-27 MH FB

POWER RANGE


390 W – 410 W

CELL SIZE

182 x 91 mm




10BB



JUNCTION BOX

Waterproof protection grade: IP67/IP68
 Safety Level: Class II
 Maximum System Voltage: 1500 V
 Outstanding waterproof level
 Effectively resist harsh environments



FRAME

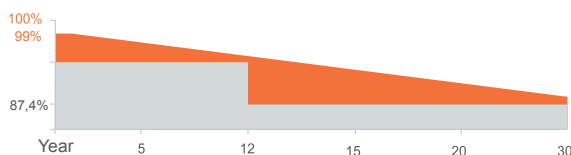
Strong machanical load
 Resistance up to 5400 Pa
 Anodic oxidation layer resistant to chemical corrosion
 Available in silver and black

QUALIFICATIONS AND CERTIFICATES



IEC 61215 / IEC 61730

WARRANTY



20 YEARS Guarantee on product material and workmanship

30 YEARS Linear Power output warranty



Half-cut Technology

New circuit design lower internal current and lower internal resistance loss



Significantly avoiding heat spot

The unique circuit design to reduce the temperature of heat spot significantly,so that to reduce the power loss and then increase the output of modules



Lower cost

Increasing power generation can reduce the cost per kilowatt-hour

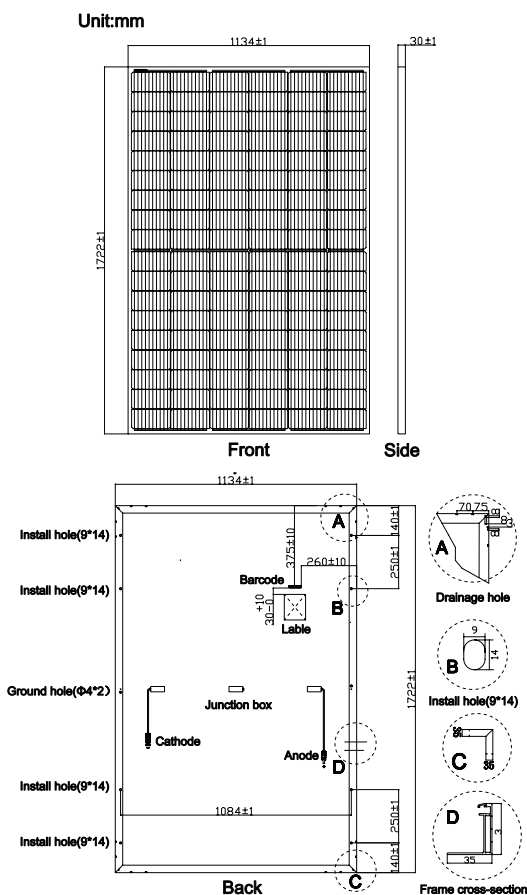


Excellent performance of PID resistance

he performance of PID resistance(Potential Induced Degradation) passed the standard ofTUV Nord

WRS-410-27 MH FB

PV DRAWINGS



ELECTRICAL DATA (STC)

	WRS-390-27 MH FB	WRS-395-27 MH FB	WRS-400-27 MH FB	WRS-405-27 MH FB	WRS-410-27 MH FB
Peak Power (Pmax)	390.00 W	395.00 W	400.00 W	405.00 W	410.00 W
Maximum Power Voltage (Vmp)	30.82 V	30.98 V	31.14 V	31.30 V	31.46 V
Maximum Power Current (Imp)	12.66 A	12.76 A	12.85 A	12.94 A	13.04 A
Open Circuit Voltage (VOC)	36.65 V ± 3%	36.85 V ± 3%	37.05 V ± 3%	37.25 V ± 3%	37.45 V ± 3%
Short Circuit Current (ISC)	13.49 A ± 3%	13.58 A ± 3%	13.67 A ± 3%	13.76 A ± 3%	13.85 A ± 3%
Module Efficiency (%)	19.94 %	20.20 %	20.46 %	20.71 %	20.97 %

*STC: irradiance 1000 W/m²; AM 1.5; cell temperature of 25 °C

ELECTRICAL DATA (NOCT)

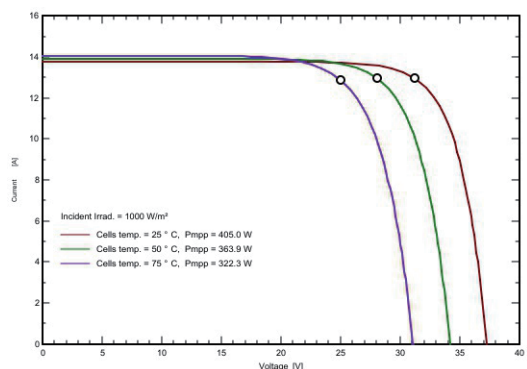
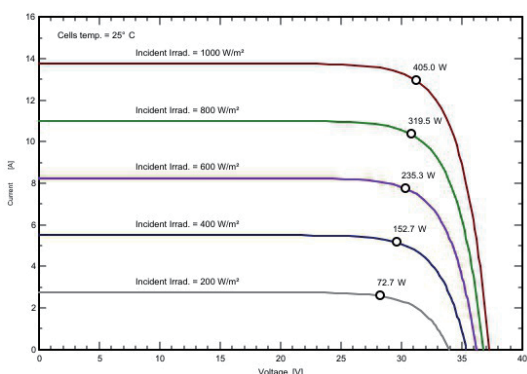
	WRS-390-27 MH FB	WRS-395-27 MH FB	WRS-400-27 MH FB	WRS-405-27 MH FB	WRS-410-27 MH FB
Peak Power (Pmax)	290.00 W	293.70 W	297.40 W	301.10 W	304.80 W
Maximum Power Voltage (Vmp)	28.56 V	28.72 V	28.88 V	29.04 V	29.20 V
Maximum Power Current (Imp)	10.16 A	10.23 A	10.30 A	10.37 A	10.44 A
Open Circuit Voltage (VOC)	34.33 V ± 3%	34.51 V ± 3%	34.69 V ± 3%	34.87 V ± 3%	35.05 V ± 3%
Short Circuit Current (ISC)	10.84 A ± 3%	10.92 A ± 3%	11.00 A ± 3%	11.08 A ± 3%	11.16 A ± 3%

*NOCT: irradsnace 800 W/m²; AM 1.5, ambient temperature 20 °C, wind speed 1 m/s

TEMPERATURE & MAXIMUM RATING

Maximum System Voltage (V)	1500 V
Maximum Series Fuse Rating (A)	25 A
Power Tolerance	0 - +3 W
Pmax Temperature Coefficients (W/°C)	-0,350 W % /°C
VOC Temperature Coefficients (V/°C)	-0,285 V % /°C
ISC Temperature Coefficients (A/°C)	+0,045 A % /°C
NOCT Nominal Operating Cell Temperature (°C)	45 ± 2 °C
Operating and Storage Temperature (°C)	-40 - + 85 °C

IV CURVE (405 W)



MECHNICAL CHARACTERISTICS

Cell Type	182 x 91 Mono
No. of Cells	108 (12 x 9)
Dimension	1722 x 1134 x 30 mm
Weight	20.00 kg
Front Glass	3.2 mm high transmission, low iron, tempered glass
Frame	Anodized Aluminium Alloy
Junction Box	IP67/IP68 3 diodes
Output Cables	4 mm ² cable 900 mm (including MC4 connector)
Maximum Wind Load / Snow Load	2400 Pa / 5400 Pa

PACKING WAY

40" HQ Container	26 Packages / 962 pcs
------------------	-----------------------



WARIS ENERGY SRL

Italy - Via di Vittorio 19, 38068 Rovereto (TN)

Germany - Im Speitel 9, 76229 Karlsruhe

E-Mail: INFO@WARIS-ENERGY.COM

Tel.: 0039-0464-973892